

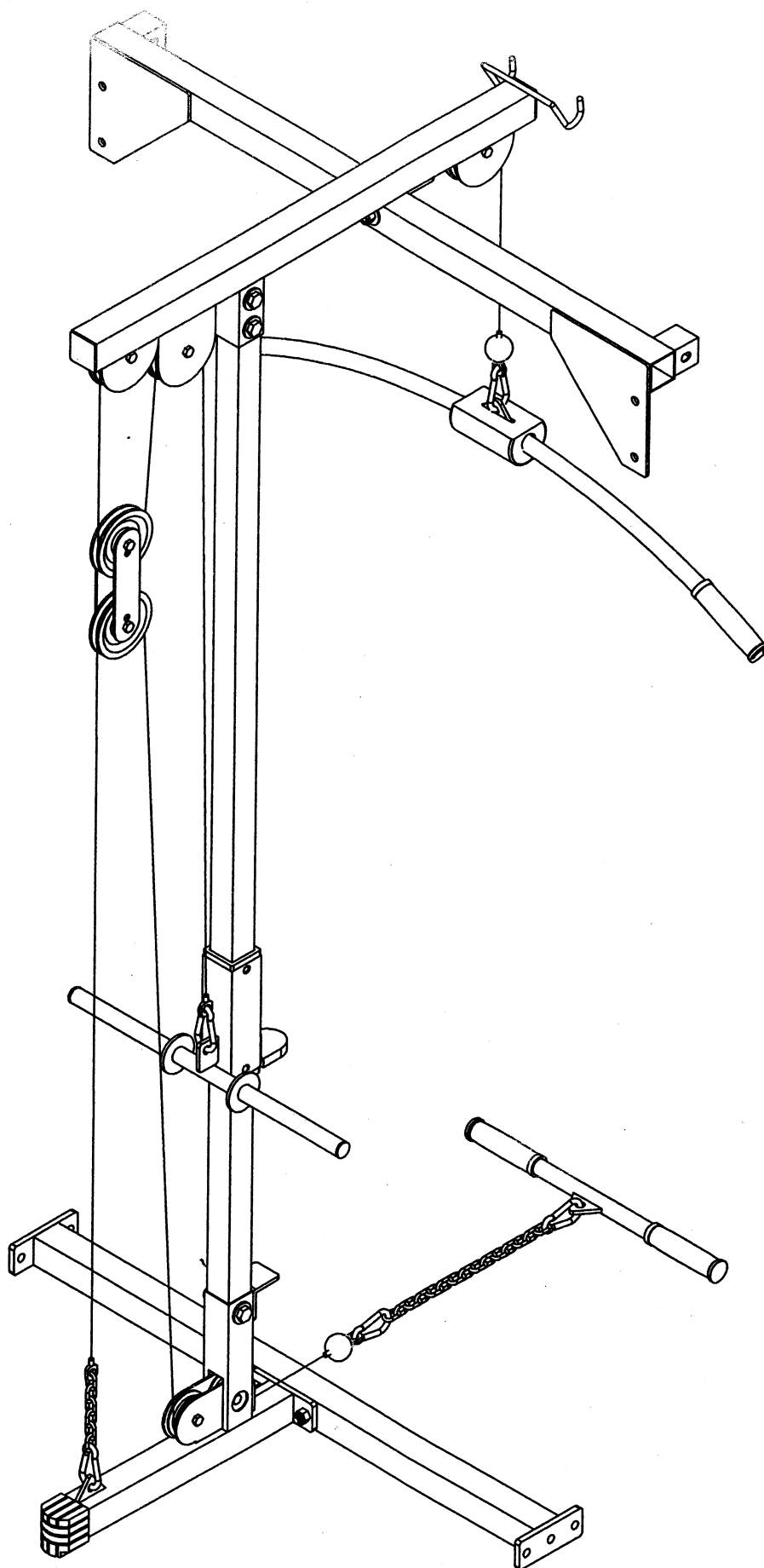
Инструкция

Тяга сверху Body Solid PLA200X для силовой рамы PPR200X

Полезные ссылки:

[Тяга сверху Body Solid PLA200X для силовой рамы PPR200X - смотреть на сайте](#)

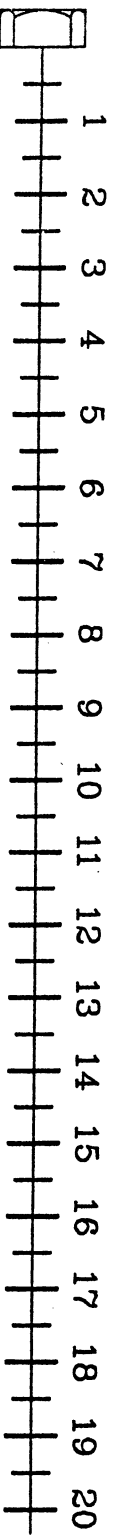
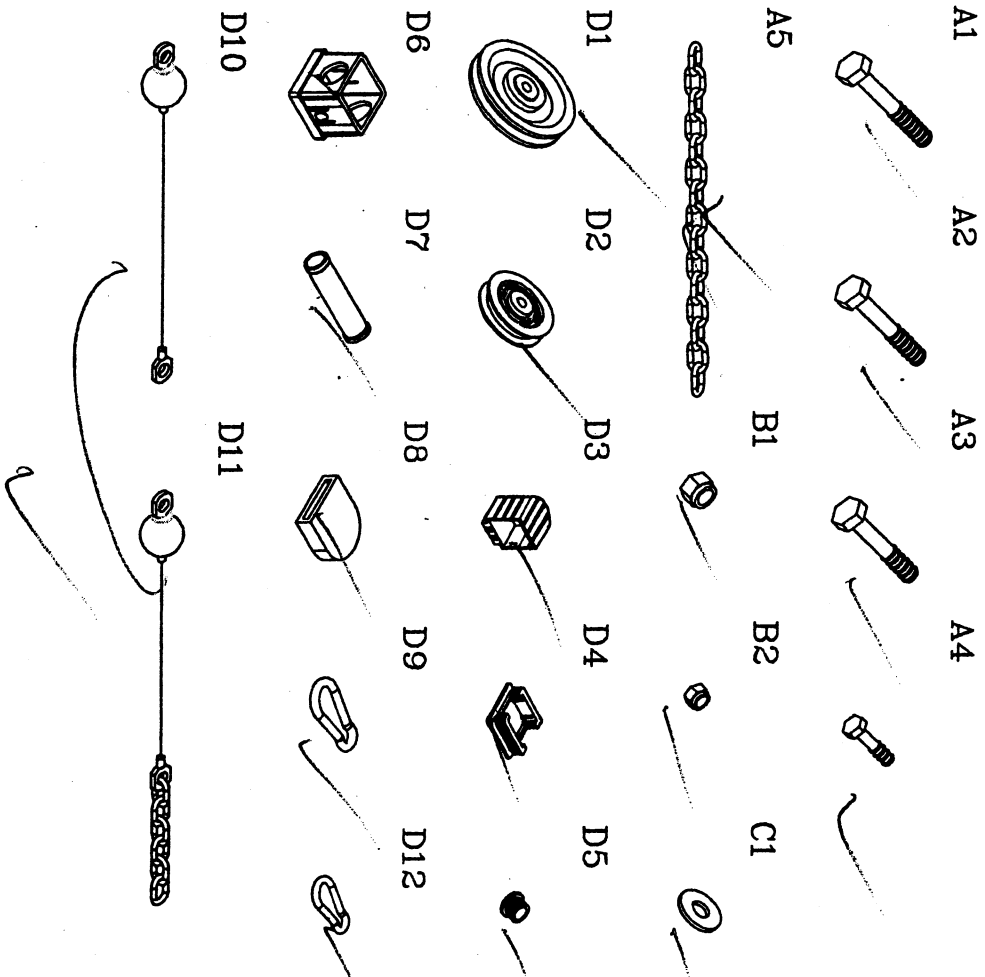
PLA-200



VERSION 0507

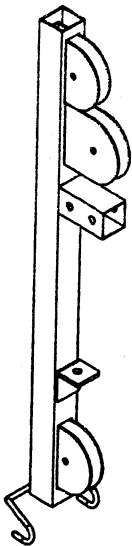
HARDWARE ILLUSTRATION SHEET

A1.	M12X80 HEX HEAD BOLT	[2PCS]
A2.	M12X75 HEX HEAD BOLT	[1PCS]
A3.	M12X70 HEX HEAD BOLT	[3PCS]
A4.	M10X40 HEX HEAD BOLT	[7PCS]
A5.	STEEL CHAIN	[1PCS]
B1.	M12 NYLON LOCK NUT	[6PCS]
B2.	M10 NYLON LOCK NUT	[7PCS]
C1.	M12 (I.D) WASHER	[10PCS]
D1.	Ø110 PULLEY (9213-002)	[5PCS]
D2.	Ø75 PULLEY (9213-006)	[2PCS]
D3.	2"X2" FOOT CAP (9212-003)	[1PCS]
D4.	2"X2" END CAP (9211-006)	[2PCS]
D5.	Ø1" ROUND END CAP (9211-016)	[2PCS]
D6.	60X45 NYLON BUSHING (9211-032)	[2PCS]
D7.	RUBBER GRIP (9212-016)	[4PCS]
D8.	50X6t RUBBER DOUNT (9310-019)	[1PCS]
D9.	Ø8 SPRING SNAP LINK (8810-001)	[4PCS]
D10.	STEEL CABLE	[1PCS]
D11.	STEEL CABLE+CHAIN	[1PCS]
D12.	Ø6 SPRING SNAP LINK (8810-002)	[1PCS]

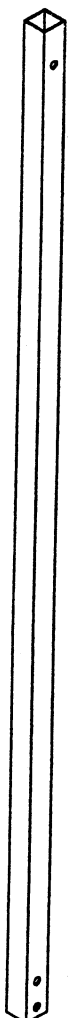


PLA-200 PARTS ILLUSTRATION SHEET


A [1PCS]



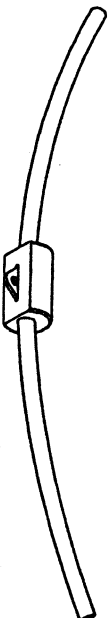
D [1PCS]



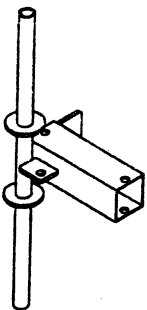
B [1PCS]



E [1PCS]



C [1PCS]



F [1PCS]



G [2PCS]
8342-014



